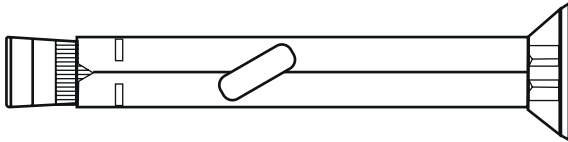





## Countersunk - A2 Stainless Steel - 6-Lobe Pin - Sleeve Anchor



### Dimensions (mm)

BOX QTY 50

 SCREW TYPE <b>6-LOBE PIN</b>		METRIC MACHINE SCREWS		
		M6	M8	M10
DIMENSIONS COUNTERSUNK HEAD		11.6	15.2	17.4
	 Ref	3.3	5.0	5.1

### Material and Finish

**Material:** A2 Stainless Steel  
**Heat Treatment:** None  
**Finish:** Self Colour


### Part Numbers & Technical

TECHNICAL SIZE	PART CODE	DRILL HOLE DIAMETER (mm)	MAXIMUM FIXTURE THICKNESS (mm)	MINIMUM HOLE DEPTH* (mm)	RECOMMENDED TIGHTENING TORQUE (nm)	SAFE STATIC LOADS (kn)		DRIVER SIZE
						TENSION	SHEAR	
M6 x 50mm	RTCSA0650	8	10	37	7	1.2	2.3	T30
M8 x 55mm	RTCSA0855	10	10	45	15	2.2	7.5	T40
M8 x 80mm	RTCSA0880	10	25	45	15	2.2	7.5	T40
M10 x 60mm	RTCSA1060	12	10	52	31	3.5	9.6	T45
M10 x 80mm	RTCSA1080	12	25	52	31	3.5	9.6	T45

### Additional Information

**Installation:** Uses 6-Lobe Pin (Pin-Torx) Driver Bit  
**Removal:** 2-Way Removable fixing  
**Security Rating:** 1 out of 5 High Security

- ✓ Expanding fixing
- ✓ Suitable for wide range of base materials
- ✓ Permanent or removable drive options
- ✓ Stainless Steel or



Every effort has been made to ensure the accuracy of information provided in this datasheet. Hafren Fasteners cannot warrant the information however, expressly or implied, and any liability arising from it is expressly excluded. Customers must satisfy themselves as to the suitability of products and the technical information relating to them, and it is recommended that you conduct your own tests to establish suitability. All sizes shown are in mm without min and max tolerances and are guide sizes. Hafren Fasteners reserve the right to change/alter sizes without notice. This does not effect your statutory rights.